



# Welcome to VillageOSHC!

VillageOSHC partners with schools across Australia to help families maintain the ideal work-life balance, while keeping children happy and safe with high quality service!

VillageOSHC offers Before and After School Care and Holiday Care programs designed to bring out the best in children with dazzling activities that are educational and exciting! We also supply delicious and healthy snacks to encourage developmental growth!

All our services are handled by a team of professionally trained Educators that are hand-picked for your school community to produce the best experiences for children and families alike!

We believe in demonstrating important values through outstanding partnerships, unwavering respect for families, and high-standard service at affordable prices!



Want to learn more about us?  
Visit [VillageOSHC.com.au](http://VillageOSHC.com.au)

# Service | f a

Programs operate Monday - Friday as detailed below:

Programs	Times	Fees*	After CCS^
After School Care	2:45 PM - 6:00 PM	\$29.95	\$2.70
Holiday Care	7:00 AM - 6:00 PM	\$61.95	\$6.19

- Book up to one minute in advance online 24 hours a day.
- Access fees and service times, update your details, and more.
- You're in control of your information, and your changes, bookings and cancellations are recorded instantaneously. It couldn't be easier!
- No sign-up, membership or administration fees.

- Fees listed are per child per session before CCS.
- Booking 24 hours or more in advance will give you access to the lowest fees!
- For a full list of fees and charges including late notice and walk-ins, see our "Terms and Conditions" page at [villageoshc.com.au](http://villageoshc.com.au).

- Based on a maximum possible entitlement of the Child Care Subsidy (CCS.)
- To find out what level of CCS you are entitled to, visit [www.servicesaustralia.gov.au/child-care-subsidy](http://www.servicesaustralia.gov.au/child-care-subsidy) or call 13 61 50.

# Fee Free Aged Care

Have you heard of it? It's called LookedAfter. It's free! It's for aged care. It's for you!

1. Visit [villageoshc.com.au](http://villageoshc.com.au) and click "Book now".
2. This will take you to our booking platform; LookedAfter. Click "Log in/Enrol".
3. Create your account.
4. Check your inbox for a verification email to activate your account. (check junk folder if not found.)
5. Once your account is created and you've logged in, enrol your children with the relevant details.
6. Book your sessions by searching for your school with "Find My School".

Yes! You can to book online up to one minute before the session commences. When booking online, you will see the session fee.

Yes! Cancellations of booked sessions can be made any time through your VillageOSHC LookedAfter account. Cancellations are free up to 24 hours before the session commences. Cancelling within the 24 hour period will incur the session fee (less if CSS applied) with no added charges or fees.

Our Educators will be there for your children until you arrive. Late fees will apply.

VillageOSHC prides itself on its ability to hold safety and compliance to the highest standards without sacrificing enjoyment or engagement on the child's behalf.

We accomplish this with the following:

- All Educators possess valid Working with Children Checks
- Safety and evacuation procedures are practiced regularly within our services.
- Child headcounts are performed every 30 minutes.

Head Office Hours: 8:30AM - 5:30PM (AEST)



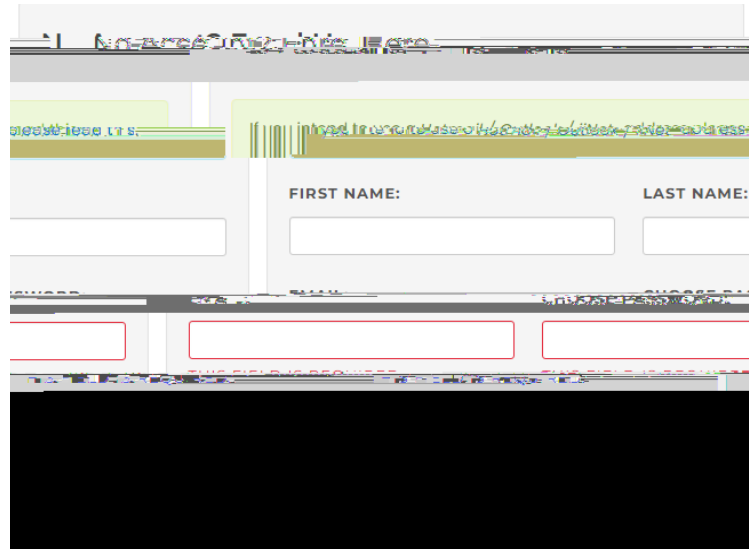
1300 366 437



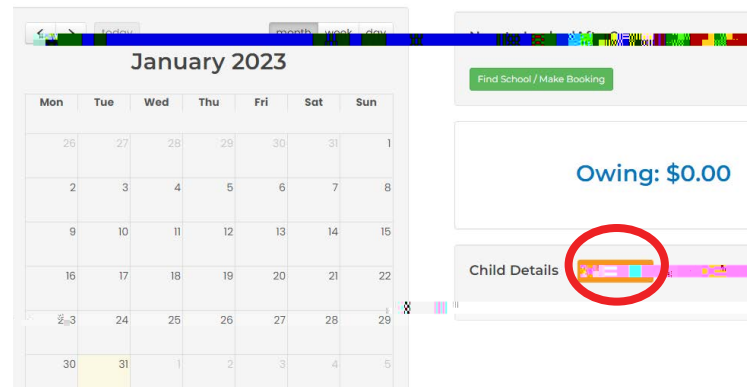
[support@villageoshc.com.au](mailto:support@villageoshc.com.au)



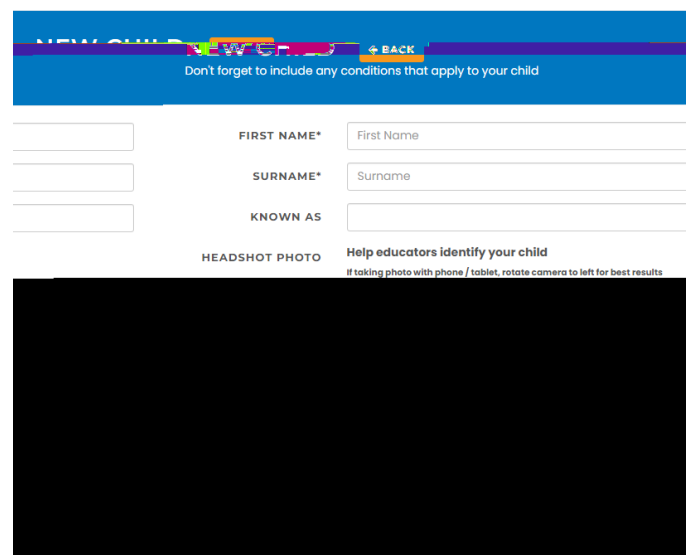
1. Go to [villageoshc.com.au](http://villageoshc.com.au) and click the "Book Now" button in the top right corner.
2. When redirected, click "Login / Enrol" to create your account.
3. Fill out your details as listed and agree to our Terms and Conditions. Click "Enrol" once finished.
4. You will receive a verification email, please check your junk/spam folder if you cannot locate it in your main inbox.
5. Activate your account with the sent verification email.



1. On the LookedAfter home screen, click the orange "Add Child" button.
2. Fill out the relevant details of your child. If a question does not apply to your child, simply leave it blank.
3. Click "Save Details" and you will have successfully enrolled your child.



Note: Children with physical or mental conditions may take more time to be approved. This is to ensure that our service can accommodate your child.



1. On the LookedAfter home screen, click on "Find School / Make Booking".
2. On this page, you can choose to search by keyword (school name) or you can search by location (suburb, postcode, etc).
3. Results will appear based on distance from your search term. You can also favourite a school for repeated access.
4. Scroll to your desired session and click on it.
5. You can view the details of the session and select which children you would like to attend. Once you have selected your children, click "Book Now".

Please Note: You can book multiple children at